



Demographics

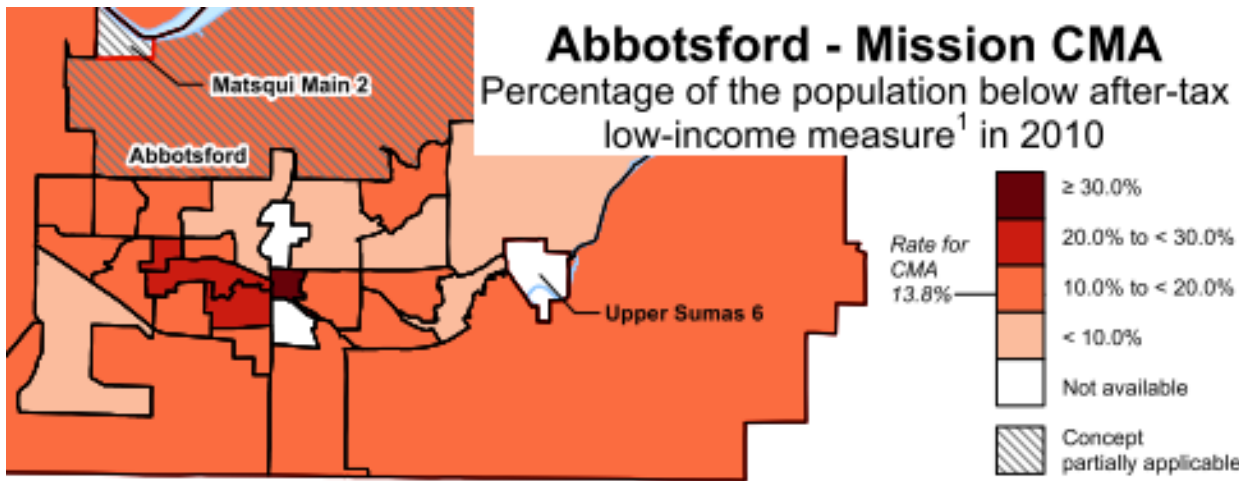


There are over 5,000 lone-parent families in Abbotsford.

Fewer Abbotsford residents hold a high school certificate than the BC average.



Poverty and Low-Income



Working Poor

One in three children living in poverty has at least one parent employed full-time, full year.

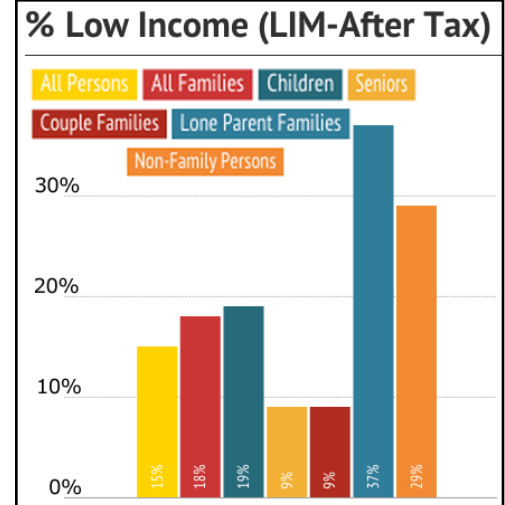
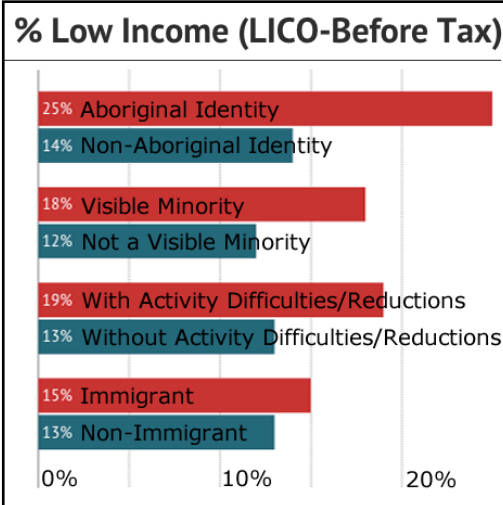
The highest poverty rates in Abbotsford are found in Downtown, Mill Lake and Clearbrook neighbourhoods.

Children, immigrants, lone-parent families, people with aboriginal identity, and people with activity difficulties are disproportionately affected by poverty.



1 in 3

Poor children with one or more parents employed full-time, full-year



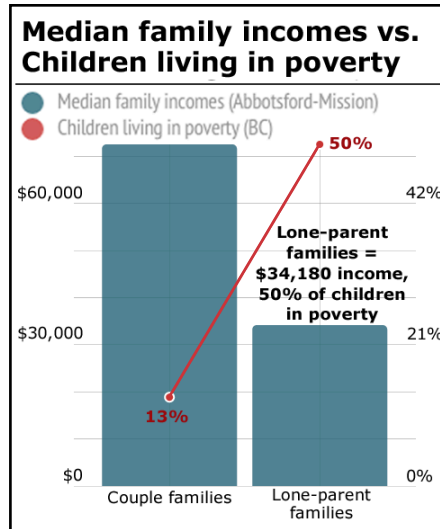
Abbotsford Poverty Fact Sheet 2015 continued...

Families and Children

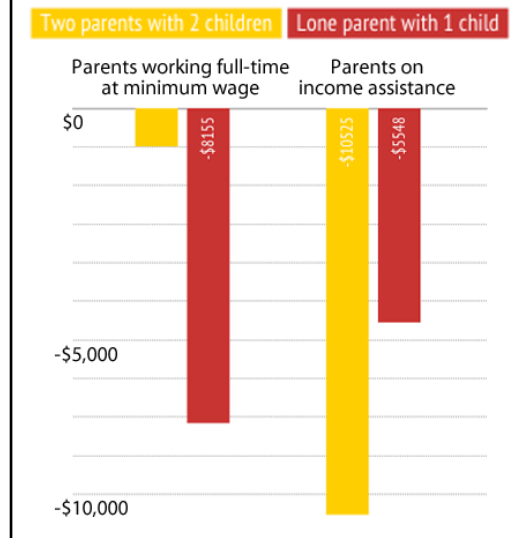
Half of children living in lone-parent families in Abbotsford live in poverty.

A two-parent two-child family with both parents working full-time at minimum wage falls almost \$1,000 below the poverty line.

A lone-parent one-child family on income assistance falls more than \$10,000 below the poverty line.



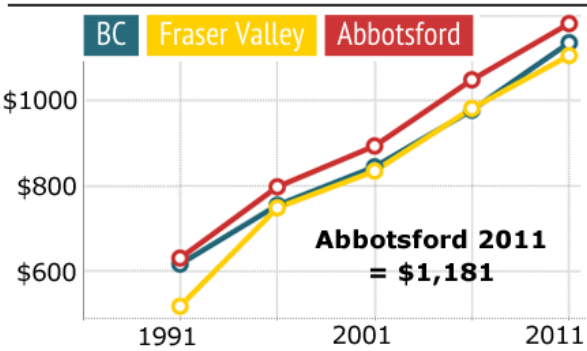
Dollars below the poverty line



Housing

Shelter costs in Abbotsford are higher than the Fraser Valley and BC averages, and have almost doubled since 1991.

Average monthly shelter cost



One in four Abbotsford households are considered unaffordable. These households spend 30% or more of their income on shelter.

Shelter beds are available for less than half of Abbotsford's homeless population.

Number of shelter beds available for number of homeless persons

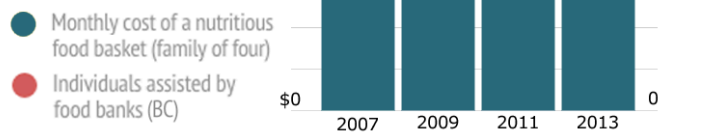


Food Security

- Between 2007 and 2013:**
- The average cost of a nutritious food basket rose by 29%.
 - Food bank usage rose by 23%. One in three food bank users are children.
 - Food insecurity rose by 45% (severe food insecurity more than doubled).

Cost of food vs. Food bank usage

2013 Fraser Health cost of a nutritious food basket = \$886 and BC individuals assisted by food banks = 94,002



Food Insecurity

Persons moderately food insecure...
Persons severely food insecure

Fraser Health East 2011/2012 = 7.1%

